

HIGH CURRENT INDUCTORS



MODEL NO. : FMJ- 0420R HF SERIES


FEATURES:

- * COMPACT UNIBODY CONSTRUCTION.
- * SOLID STRUCTURE WITH LOWER LOSS,LOW PROFILE, HIGH POWER, LOW DCR.
- * CLOSED MAGNETIC CIRCUIT CONSTRUCTION FOR HIGH DENSITY BOARD ASSEMBLY .
- * MORE EFFICIENT NOISE SUPPRESSION.
- * CUSTOM DESIGNS AVAILABLE.
- * COMPLIANT WITH RoHS AND HALOGEN FREE.

APPLICATION :

- * DC/DC CONVERTER IN POWER REGULATION SYSTEM.
 - NOTEBOOK COMPUTERS ● DESKTOP PC.
 - VGA CARD ● SERVERS ● ROUTERS
- * INDUCTOR FOR GENERAL PURPOSE AVAILABLE.

APPEARANCE:



ELECTRICAL SPECIFICATION:

| PART NO | INDUCTANCE (uH) ±20% | DCR(mΩ) | | TEMPERATURE RISE CURRENT (ADC) TYPICAL | SATURATION CURRENT (ADC) TYPICAL (NOTE 3) |
|------------------|-------------------------|---------|-----|---|---|
| | | TYPICAL | MAX | | |
| FMJ-0420R-R10 HF | 0.10 | 3.1 | 4.0 | 12 | 25 |
| FMJ-0420R-R22 HF | 0.22 | 5.8 | 6.6 | 11 | 16 |
| FMJ-0420R-R47 HF | 0.47 | 12.5 | 14 | 7.5 | 9.5 |
| FMJ-0420R-1R0 HF | 1.0 | 20 | 26 | 5.0 | 7.0 |
| FMJ-0420R-1R5 HF | 1.5 | 38 | 46 | 5.0 | 6.0 |
| FMJ-0420R-2R2 HF | 2.2 | 45 | 58 | 4.5 | 5.0 |
| FMJ-0420R-3R3 HF | 3.3 | 76 | 87 | 3.2 | 4.0 |
| FMJ-0420R-4R7 HF | 4.7 | 92 | 105 | 3.0 | 3.0 |
| FMJ-0420R-6R8 HF | 6.8 | 125 | 150 | 2.5 | 2.8 |

NOTE(1): Measuring condition: 100 KHZ, 1Vrms.

NOTE(2): Δ T=40°C approximately under the temperature rise current.

NOTE(3): The saturation current indicates the value of DC current is approximately 30% lower than its initial value of inductance.

NOTE(4): Operating temperature range -55°C~ +125°C (ambient + self-temp. rise) .

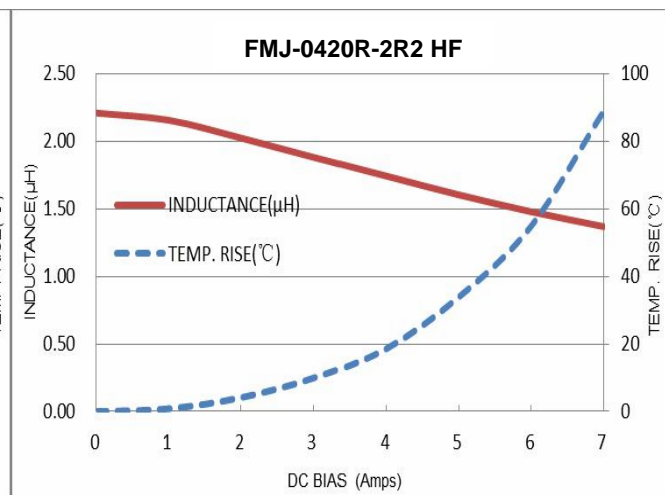
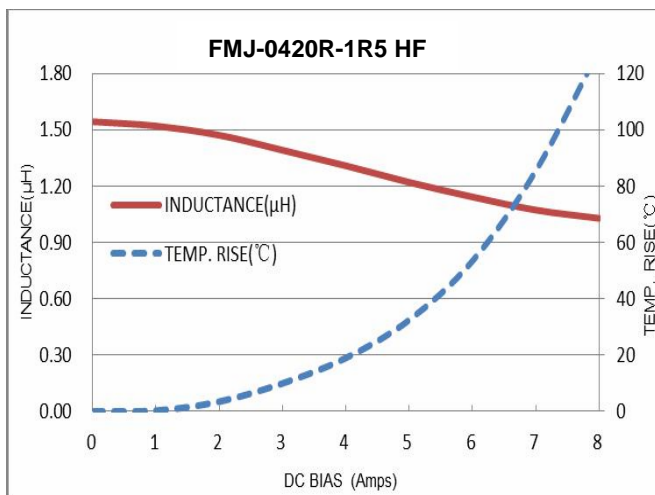
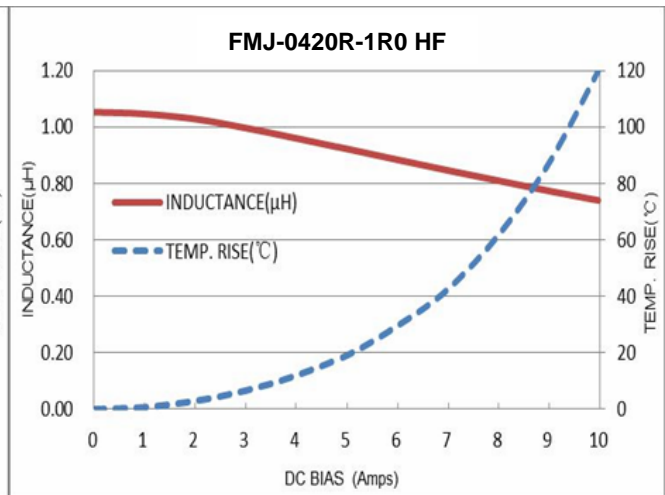
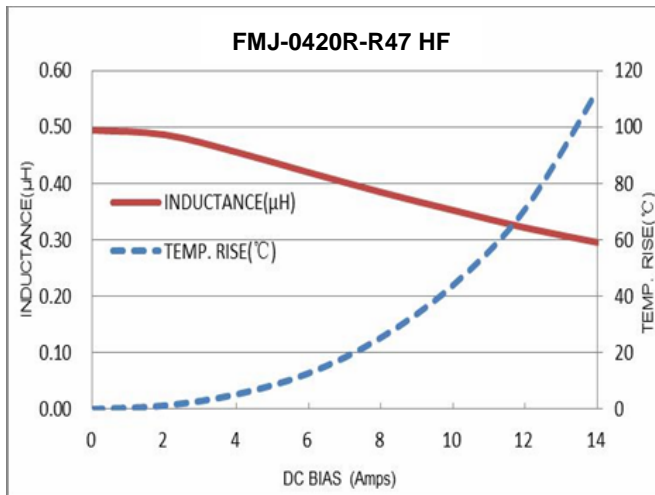
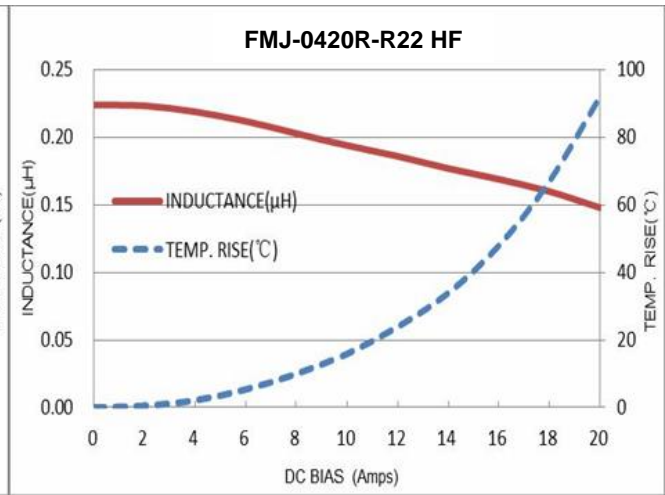
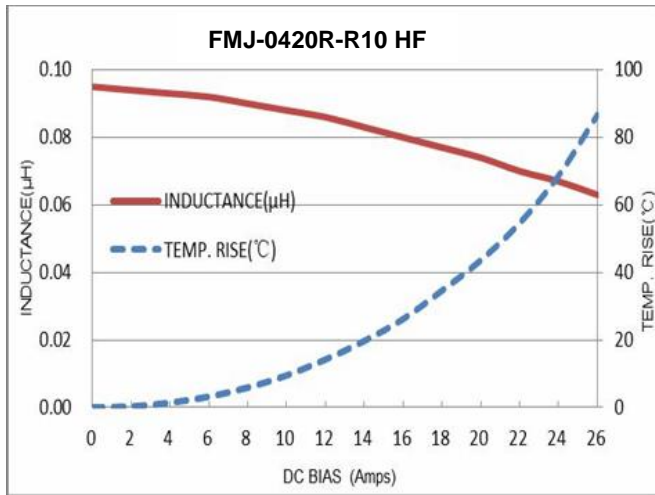
NOTE(5): The part temperature (ambient + temp. rise) should not exceed 125 °C under worst case operating conditions. Circuit design, component placement, PWB trace size and thickness, airflow and other cooling provisions all affect the part temperature. Part temperature should be verified in the end application.

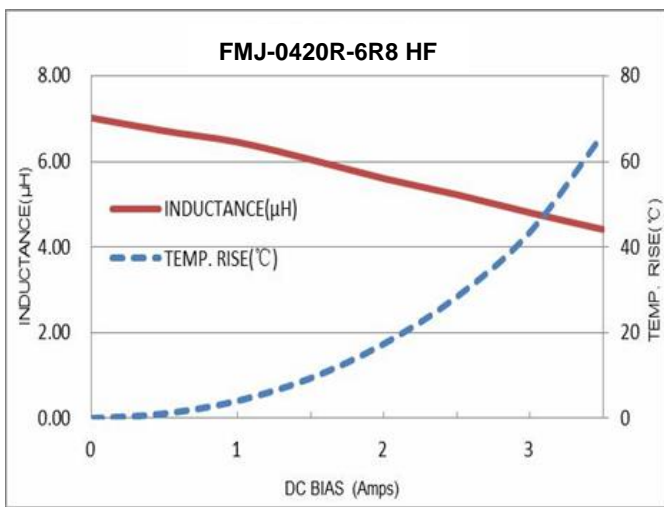
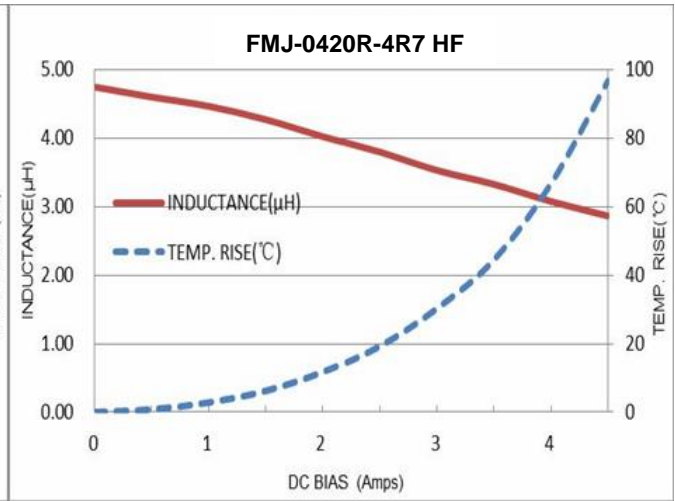
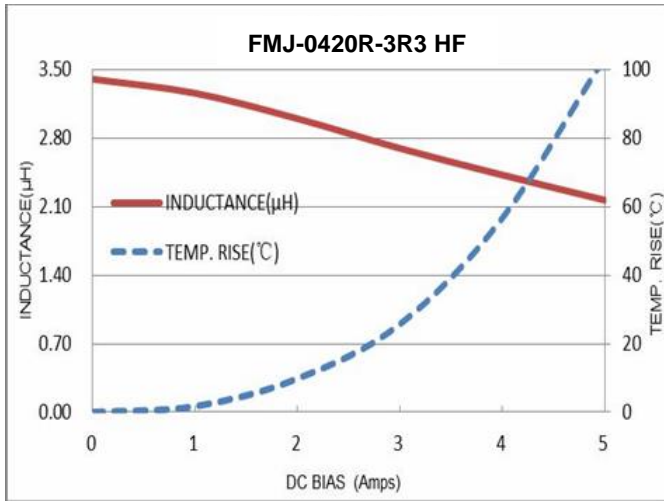
PHYSICAL DIMENSION : (UNIT:mm)

PCB PATTERN

| A | B | C | D | E | F |
|----------|----------|---------|---------|---------|--------|
| 4.4±0.35 | 4.2±0.25 | 2.0 Max | 2.0±0.2 | 0.8±0.3 | 0~0.15 |

Inductance and Temperature Rise vs. DC Current





PACKAGING SPEC:

1. REEL SIZE & UNITS PER REEL :13",3000PCS.
2. TAPE WIDTH:12mm.
3. REEL WIDTH:17.5mm.
4. COMPONENT PITCH:8mm
5. WEIGHT: 0.19 g / pcs typ.